

Patton Hermetic Condensing Units



Air Cooled Condensing Units



- Reliable and efficient Copeland reciprocating hermetic compressors
- Generous wide finned, low noise level condensers supplied with protective coil coating
- Wide range of factory fitted accessories available
- Specifically designed for Australasian conditions

CCN Low / Medium

1 3.3 hp

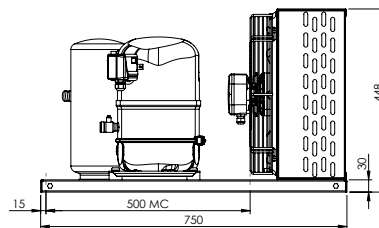
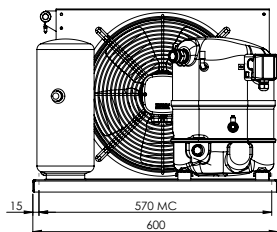
CAPACITY (Watts) @ 38°C Ambient

MODEL	Nom. hp	Refrigerant	Evaporating Temp °C							
			-30	-25	-20	-15	-10	-5	0	5
CCNS100	1.0	R134a			585	930	1295	1815	2352	2917
		R404A	605	1130	1515	1870	2330			
CCNS120	1.2	R134a			780	1220	1675	2190	2730	3435
		R404A	810	1210	1630	2095	2650			
CCNS140	1.4	R134a			836	1260	1760	2330	3010	3790
		R404A	930	1590	2055	2590	3060			
CCN140	1.4	R134a			836	1260	1760	2330	3010	3790
		R404A	930	1590	2055	2590	3060			
CCNS180	1.8	R134a			1210	1860	2370	3140	4050	5110
		R404A	1030	1920	2585	3345	3985			
CCN180	1.8	R134a			1210	1860	2370	3140	4050	5110
		R404A	1030	1920	2585	3345	3985			
CCN200	2.0	R134a			1325	2000	2810	3630	4480	5740
		R404A	1710	2295	2905	3620	4260			
CCN270	2.7	R134a			1985	2695	3660	4710	6090	7510
		R404A	2115	2985	3895	4780	5860			
CCN330	3.3	R134a			2725	3230	4230	5390	6830	8520
		R404A	2620	3570	4455	5350	6370			

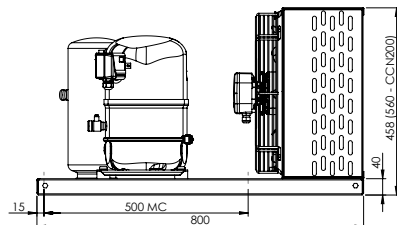
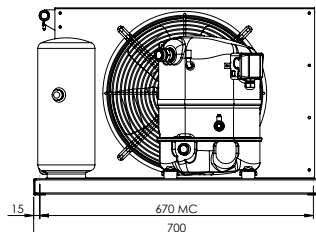
CCN LOW/MED

DIMENSIONS

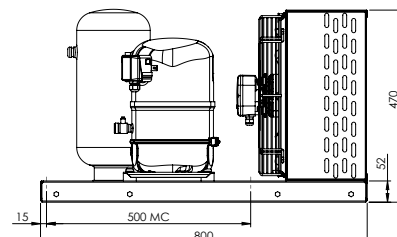
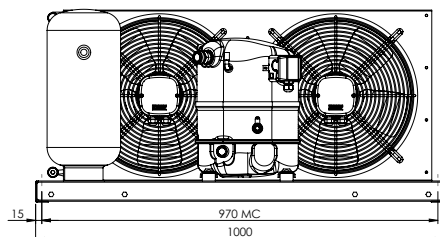
CCNS100
CCNS120
CCNS140
CCN140



CCNS180
CCN180
CCN200



CCN270
CCN330



NTS (mm)

MC = Mounting Bolt Centers

Accessories not shown

TECHNICAL DATA

MODEL	COMPRESSOR						CONDENSER			RECEIVER	CONNECTIONS (3)		Noise Level (dbA) (4)	Weight (kg)
	NOM. hp	MODEL	VOLTAGE	DISP. (cc)	FLA Amps	LRA Amps	Airflow l/sec	Fan Motor (1)		Capacity (kg) (2)	Rec. Outlet Rotolock	Comp. Suction Rotolock		
CCNS100	1.0	CS10K6E-PFJ	220-240/1/50	38.1	10.1	55.0	730	145	0.75	3.7	3/8" F.Sw.	3/4" F.Sw.	60	67
CCNS120	1.2	CS12K6E-PFJ	220-240/1/50	44.4	10.9	55.0	730	145	0.75	3.7	3/8" F.Sw.	3/4" F.Sw.	60	67
CCNS140	1.4	CS14K6E-PFJ	220-240/1/50	48.6	12.5	58.0	730	145	0.75	3.7	3/8" F.Sw.	3/4" F.Sw.	60	67
CCN140	1.4	CS14K6E-TFD	380-420/3/50	48.6	4.7	28.0	736	145	0.75	3.7	3/8" F.Sw.	3/4" F.Sw.	60	67
CCNS180	1.8	CS18K6E-PFJ	220-240/1/50	61.4	13.6	64.0	710	145	0.75	3.7	3/8" F.Sw.	3/4" F.Sw.	61	77
CCN180	1.8	CS18K6E-TFD	380-420/3/50	61.4	4.7	33.0	710	145	0.75	3.7	3/8" F.Sw.	3/4" F.Sw.	61	77
CCN200	2.0	CS20K6E-TFD	380-420/3/50	74.3	5.1	40.0	980	260	1.5	3.7	1/2" F.Sw.	3/4" F.Sw.	61	79
CCN270	2.7	CS27K3E-TFD	380-420/3/50	92.4	8.5	41.0	1460	290	1.5	6.2	1/2" F.Sw.	7/8" F.Sw.	64	90
CCN330	3.3	CS33K3E-TFD	380-420/3/50	106.2	9.9	45.0	1460	290	1.5	6.2	1/2" F.Sw.	7/8" F.Sw.	64	92

NOTES:

- Fan motors are suitable for 220-240/1/50
- R404A pump down capacity shown @ 80% full for 32°C liquid temperature
- Max valve connection size shown. May reduce for different refrigerants & applications
- All noise level ratings are "free field" based at a distance of 3 metres from source and are given as a guide only
- *Capacity ratings are based on suction gas returning to compressor @ 20°C, without liquid sub-cooling. Ratings may be increased by approximately 1% for every 1.1°K of sub-cooling
- Standard condensers fitted. Ratings must not be extrapolated
- Check with Patton's nearest outlet for applications outside the specified range
- Pictured unit configuration subject to change and selected accessory options.

Air Cooled Condensing Units



- Reliable and efficient Copeland reciprocating hermetic compressors
- Generous wide finned, low noise level condensers supplied with protective coil coating
- Wide range of factory fitted accessories available
- Specifically designed for Australasian conditions

CCK Medium / High

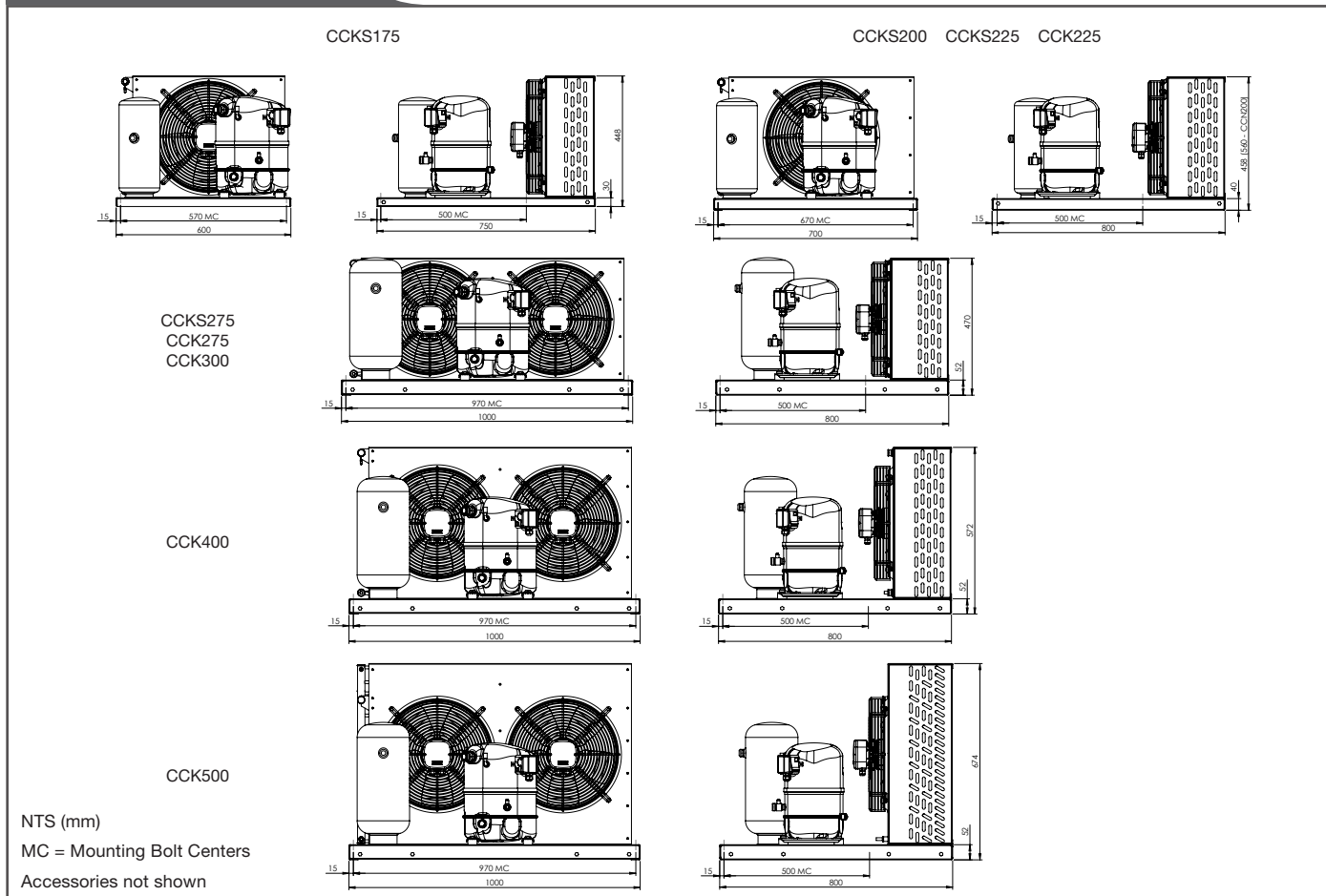
1.75 5 hp

Copeland®

CAPACITY (Watts) @ 38°C Ambient

MODEL	Nom. hp	Refrigerant	Evaporating Temp °C							
			-25	-20	-15	-10	-5	0	5	10
CCKS175	1.75	R134a			970	1350	1890	2450	3040	3950
		R404A	1150	1570	1995	2475	3020	3595		
CCKS200	2.0	R134a			1220	1675	2190	2730	3435	4130
		R404A	1210	1630	2100	2650	3085	3860		
CCKS225	2.25	R134a			1350	1860	2520	3220	4060	4740
		R404A	1670	2220	2795	3400	4000	4790		
CCK225	2.25	R134a			1350	1860	2520	3220	4060	4740
		R404A	1670	2220	2795	3400	4000	4790		
CCKS275	2.75	R134a			2090	2570	3390	4470	5590	6650
		R404A	2020	2805	3635	4580	5505	6440		
CCK275	2.75	R134a			2090	2570	3390	4470	5590	6650
		R404A	2020	2805	3635	4580	5505	6440		
CCK300	3.0	R134a			2500	3010	3960	4990	6080	7120
		R404A	2495	3200	3965	4990	5900	7435		
CCK400	4.0	R134a			3000	3760	5040	6490	8040	9560
		R404A	3185	4135	5230	6400	7640	9385		
CCK500	5.0	R134a			3650	4590	6060	7630	9090	10490
		R404A	3835	5005	6190	7550	9120	10970		

DIMENSIONS



TECHNICAL DATA

MODEL	COMPRESSOR						CONDENSER			RECEIVER	CONNECTIONS (3)		Noise Level (dbA) (4)	Weight (kg)
	NOM. hp	MODEL	VOLTAGE	DISP. (cc)	FLA Amps	LRA Amps	Airflow l/sec	Fan Motor (1)		Capacity (kg) (2)	Rec. Outlet Rotolock	Comp. Suction Rotolock		
								Watts	Amps					
CCKS175	1.75	CS10K6E-PFJ	220-240/1/50	38.1	10.1	55.0	730	145	0.75	3.7	3/8" F.Sw.	3/4" F.Sw.	60	67
CCKS200	2.0	CS12K6E-PFJ	220-240/1/50	44.4	10.9	55.0	980	260	1.5	3.7	3/8" F.Sw.	3/4" F.Sw.	61	70
CCKS225	2.25	CS14K6E-PFJ	220-240/1/50	48.6	12.5	58.0	980	260	1.5	3.7	3/8" F.Sw.	3/4" F.Sw.	61	70
CCK225	2.25	CS14K6E-TFD	380-420/3/50	48.6	4.7	28.0	980	260	1.5	3.7	3/8" F.Sw.	3/4" F.Sw.	61	70
CCKS275	2.75	CS18K6E-PFJ	220-240/1/50	61.4	13.6	64.0	1460	290	1.5	6.2	1/2" F.Sw.	3/4" F.Sw.	64	86
CCK275	2.75	CS18K6E-TFD	380-420/3/50	61.4	4.7	33.0	1460	290	1.5	7.2	1/2" F.Sw.	3/4" F.Sw.	64	86
CCK300	3.00	CS20K6E-TFD	380-420/3/50	74.3	5.1	40.0	1460	290	1.5	6.2	1/2" F.Sw.	3/4" F.Sw.	64	88
CCK400	4.00	CS27K3E-TFD	380-420/3/50	92.4	8.5	41.0	1510	290	1.5	6.2	1/2" F.Sw.	7/8" F.Sw.	62	98
CCK500	5.00	CS33K3E-TFD	380-420/3/50	106.2	9.9	45.0	1470	290	1.5	8.8	5/8" F.Sw.	7/8" F.Sw.	63	108

NOTES:

- Fan motors are suitable for 220-240/1/50
- R404A pump down capacity shown @ 80% full for 32°C liquid temperature
- Max valve connection size shown. May reduce for different refrigerants & applications
- All noise level ratings are "free field" based at a distance of 3 metres from source and are given as a guide only
- *Capacity ratings are based on suction gas returning to compressor @ 20°C, without liquid sub-cooling. Ratings may be increased by approximately 1% for every 1.1°K of sub-cooling
- Standard condensers fitted. Ratings must not be extrapolated
- Check with Patton's nearest outlet for applications outside the specified range
- Pictured unit configuration subject to change and selected accessory options.